









**Nerdy Gurdy Capo's v2.0**  
**For NG Linotte and classic Nerdy Gurdy (v6.x)**

# Parts needed

<p>Trumpet capo base</p> 	<p>Upper trumpet capo</p> 	<p>Capo lever trumpet</p> 	<p>Lower trumpet capo</p> 	<p>bolt M3 x 10</p> 	<p>Small screw 2,5 x 13 mm</p> 	<p>M3 nut</p>  <p>M3 lock nut (nyloc)</p> 
--	---	---	--	---	--	---


## Insert the nuts onto the slots



(nyloc)  
captive  
nuts




Upper  
trumpet  
capo!







Check the tuning before screwing down the base. You can tune them a bit with the M3 bolts, but not that much.



# Revisions Capo's

V1.0.0

First version online

V2.0.0

First release as kit. Updated type of bolts, to improving adjustability.